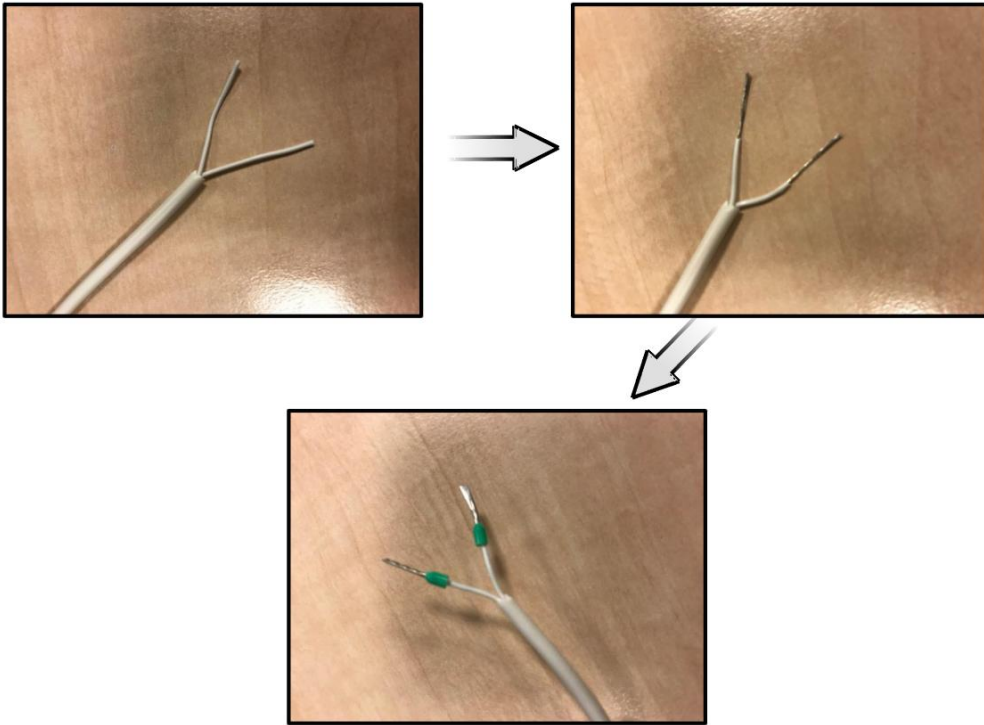


MLR3000 - MLR3000

1.1



N-000065-5/001023-0

1.2

Connect the contacts from the front door on 1 and 2
Connect the contacts from the rear door on 3 and 4

OPTIONAL
single door
single door




N-000065-5/001023-0

1.3

Connect the contacts from the front door on 1 and 2
Connect the contacts from the rear door on 3 and 4

OPTIONAL
single door
double door




N-000065-5/001023-0

1.4

Connect the contacts from the front door on 1 and 2
Connect the contacts from the rear door on 3 and 4

OPTIONAL
double door
single door




N-000065-5/001023-0

1.5

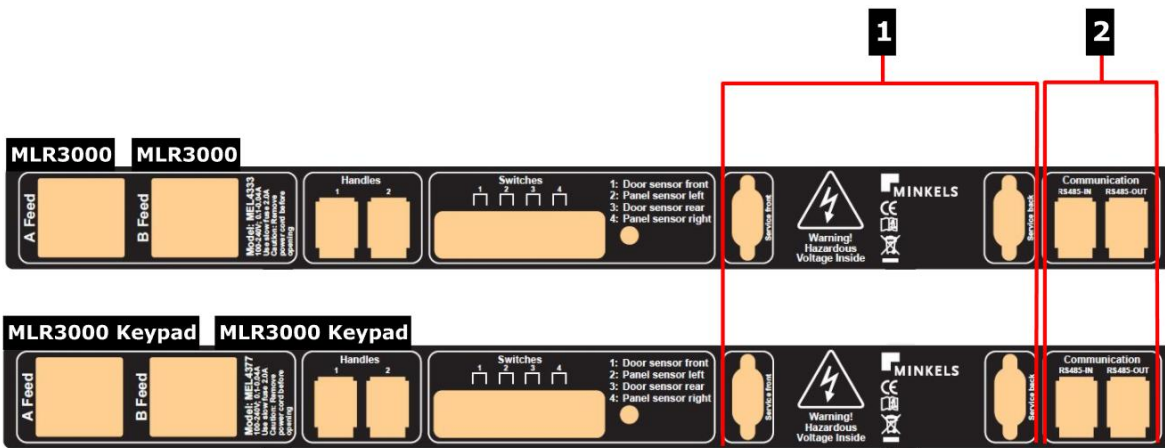
Connect the contacts from the front door on 1 and 2
Connect the contacts from the rear door on 3 and 4

OPTIONAL
double door
double door



N-000065-5/001023-0

2.1

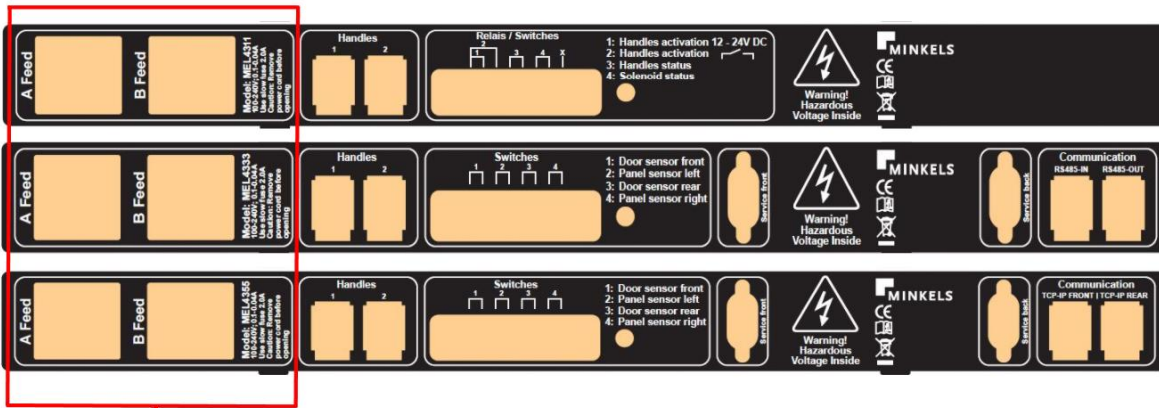


1 **Serial ports**
Used to configure handles through a laptop and management software

2 **RS-485**
Bus cabling. Allows for up to 32 handles to be connected to a gateway.

N-000065-5/001031-0

3.1



2 power cables recommended

Use "Feed A" if only single power cable available

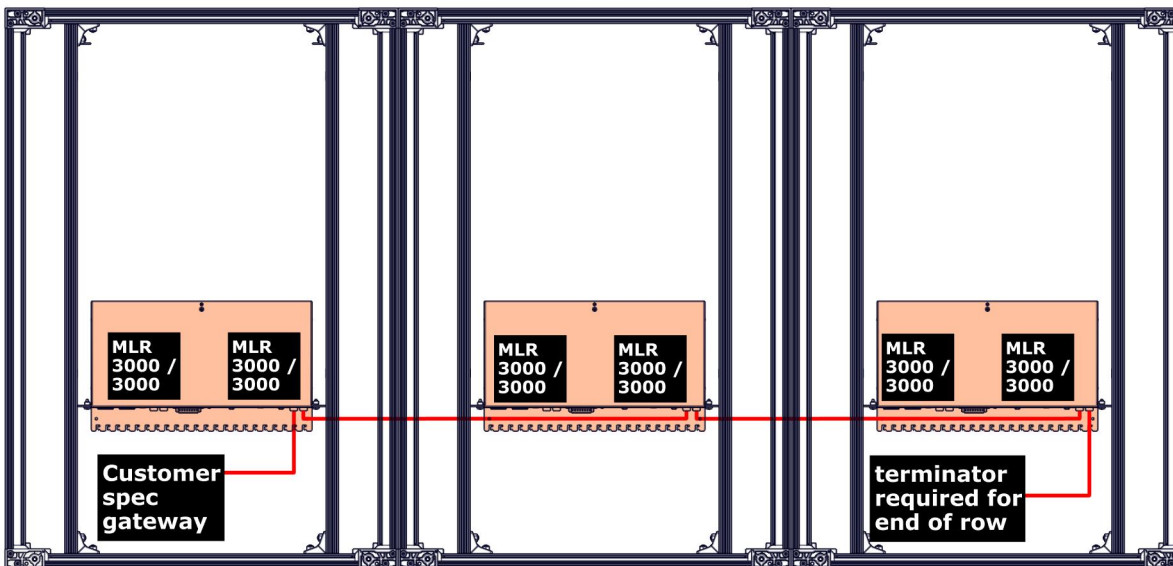
N-000065-5/001025-0

4.1

MLR3000-MLR3000

MLR3000 Keypad-MLR3000 Keypad

up to 32 handles →



N-000065-5/001030-3



A brand of  **legrand**

Minkels Nederland

Eisenhowerweg 12

Postbus 28

5460 AA Veghel

Nederland

email: info@minkels.com

tel: +31 (0)413 311 100