
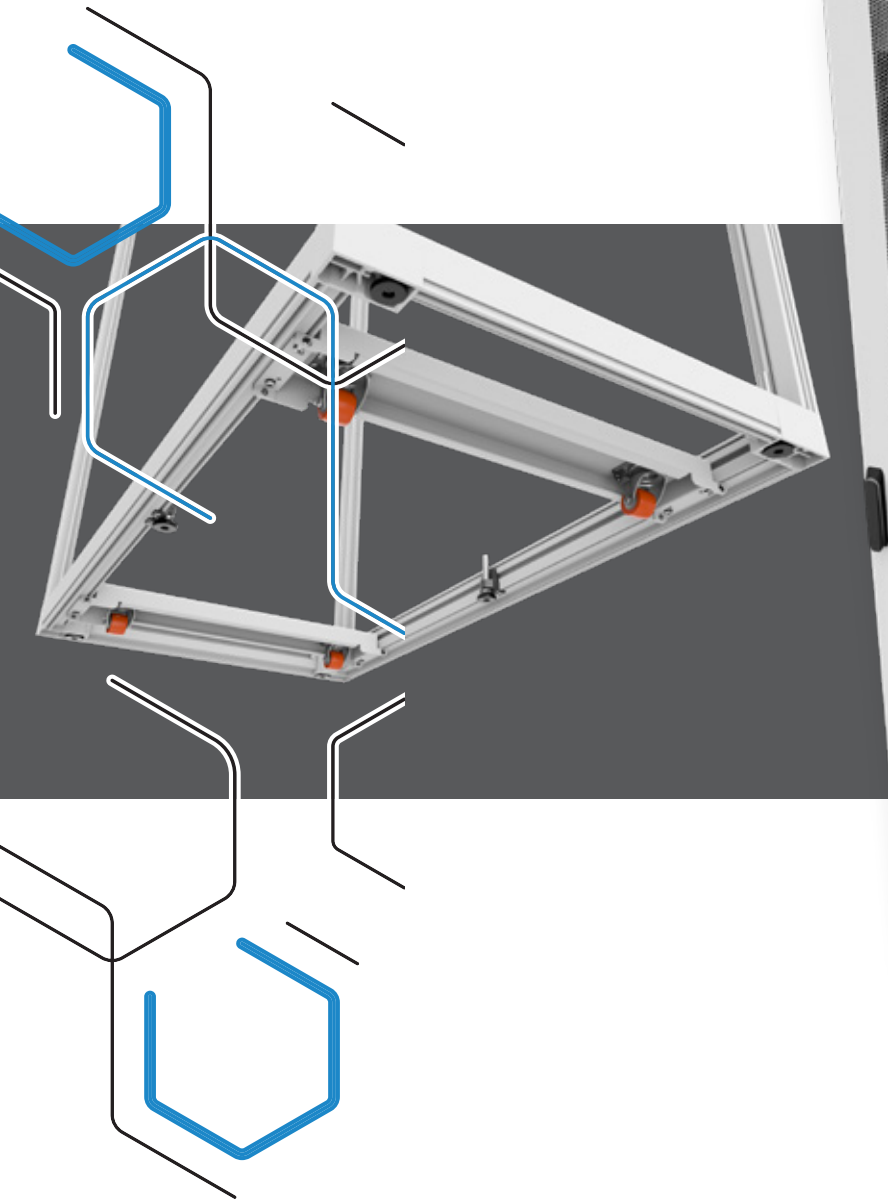


NEXPAND

TECHNICAL DATA SHEET
SERVER CABINET WITH CASTORS
AND PDU CABLE TRAY




NEXPAND

SERVER CABINETS WITH CASTORS AND PDU CABLE TRAY



The **Nexpan server cabinets with castors and PDU cable tray** are perfectly suited for the installation of (blade) servers, switches, patch panels, routers and storage equipment. The cabinets are used to bring together IT equipment and the corresponding cables neatly in one place. The server cabinets have everything to facilitate this in the best energy efficient and modular way. On top of this, this range of cabinets is equipped with transport castors for ease of manoeuvrability of the cabinets in the white space. The cabinets are widely applicable and modular in structure. What type of cabinet is most suitable depends highly on its application. The server cabinets can be configured in varying heights, widths and depths.

SPECIFICATIONS		
Dimensions:		
Height	U	42, 47 or 52
Height	mm	1978, 2200 or 2422 mm
Width	mm	600 or 800
Depth	mm	1000 or 1200
General:		
Colour	RAL 9003 (white) / RAL 9005 (black)	
Static load capacity	kg	1500
Dynamic load capacity	kg	Castors can bear 200 kg of load
Earthing	Fully earthed with central earthing point	
IP grade	IP20	
Standards compliancy	IEC-60297-3-109; IEC-60297-3-100 IEC-61587-1; Environmental: C1, A1; Static load LT1, ST1, NL5;	
Interior:		
19-inch profiles	pcs	4 • steel, powder coated
Adjustability (depth)	Stepless adjustability with depth marking	
Adjustability (width)	Stepless adjustability	
U marking	1st U at bottom	
Position, front profiles	Pre-mounted 80 mm from the front of the door	
Position, rear profiles	Pre-mounted at 740mm pitch	
Accessories	PDU cable tray included	
Frame:		
Material	Aluminium extrusions	
Finishing	Powder coated	
Castors	Included - frame to ground clearance ~22 mm	
Leveling feet	Included	
Front/rear closure:		
Front door	80% perforated <u>single</u> front door	
Rear door	80% perforated <u>double</u> rear door	
Security	2-Points Fix-Easy swivel handle with an EK-333 cylinder lock / blind stop	
Material	Steel	
Finishing	Powder coated	
Hinges	Easily reversible and fast placement • Max. rotation degree 260°	
Left/right closure:		
Material	Steel	
Finishing	Powder coated	
Roof:		
Modularity	Modular inserts per 100 mm	
Inserts:	Cover panels, cable entry guides and brushes	
Cover panels	Possibility to 'break' 1x 200 mm to 2x 100 mm • Material: ABS • Flammability: UL 94 V-0	
Cable entry guides	Material: ABS • Flammability: UL 94 V-0	



The **Nexpan server cabinets** are available in various types. **A standard version, a version with side panels, airflow package and /or PDU cable tray.**

SIDE PANEL


A side panel is especially used for end-of-row applications to aesthetically cover the side of the cabinet. The panel is horizontally divided for easy handling. Side panels are equipped with quarter turn locks.

AIRFLOW MANAGEMENT

Airflow management is the efficient guidance of the various airflows in data centers to keep the cold and hot air separated optimally. To optimize that cooling process, air leakage and recirculation must be minimized by using an airflow management package. Airflow management packages consist of a plate on the bottom, top, left and right. The airflow management package enables an air tight adjustability in the depth direction of 150 mm.

PDU CABLE TRAY

Structured cabling is important for the reliability and optimum performance of your data center. The cable tray is used for vertical cable management and is steplessly adjustable in depth direction. This cable tray is also equipped with keyhole slots to be able to quickly install PDUs on the tray without the use of tools. Cables can be attached to the tray using tie-wraps and/or Velcro.



Sealing cabinet-to-cabinet (front)




NEXPAND

SERVER CABINETS


General features

FRAME

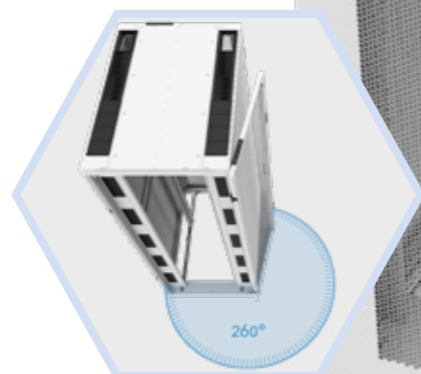
- Light and solid aluminium frame with the capability to handle 1500 kg of static load.
- Offers unique flexibility through stepless mounting possibilities in all three dimensions of the cabinet.
- Threaded mounting rails in width, depth and height direction enable stepless adjustability (for example cable management).
- Integrated T-slots provide stepless adjustability in depth and width direction (for example vertical mounting rail adjustment).
- Nearly all accessories and components accessible from inside of the cabinet.
- The cabinet is ready for placement of slide-in-side panels. This feature provides separation of cabinets, even after the cabinets are already installed and bayed.
- Upgrade the energy efficiency by adding an airflow package in a later stage is possible.




Slide-in side panel ready (rear)



Depth marking placed on depth profiles
Stepless adjustability in depth direction

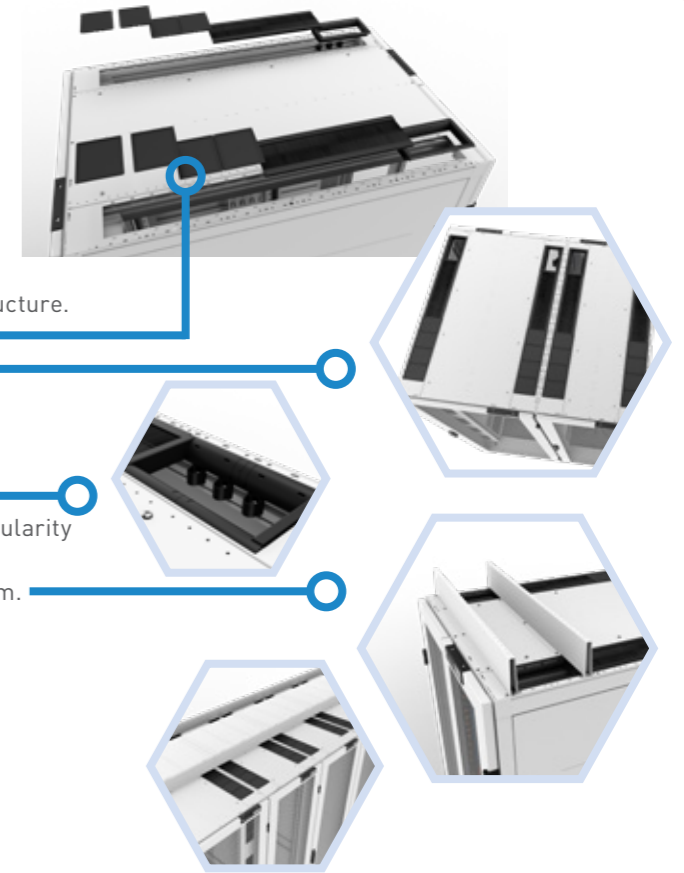


260°



ROOF

- Solid platform for installation top of cabinet infrastructure.
- Roof inserts follow a multiple of 100 mm.
- Nearly full-depth cut-out.
- Optimal accessibility for cabling.
- Optimal positioning for PDU's.
 - Up to 32A plugs shall fit.
- Cable pull relief available.
- Cable dividers on top of cabinet follow the same modularity as the inserts.
 - Extendable per cabinet to create a cable duct system.
 - Cover plates and end covers available for dust/debris protection and airtight solutions.
 - Powder coated in same color as cabinet.
- Roof is compliant with hot/cold aisle containment.




DOOR

- Predefined position for identification.
 - Place serial numbers, barcodes or QR codes to code and personalize your cabinets.
- Clean and minimalistic design.
- Easy door installation.
- High level perforation.
- Full integration of the locking mechanism and cabling (in case of smart lock).
- High level access security.
- Support of different types of locking possible.
- Replacement of locking through detachable cover plate rear.
- Door easily reversible (left/right hinged).
- Door can open 165° in case of bayed cabinets.
- Door can open 260° in case of stand-alone cabinets.



CASTORS

- 4 transport castors installed.
- Available for 600 & 800 wide cabinets.
- Load capacity during transport of the rack in the white space : 200 kg.
- Optimal floor to ground space which can be sealed using seal plinth.
- Seal plinth can also be used to perfectly align the cabinet to the tile grid.



Transport castors



NEXPAND

SERVER CABINETS

Unique features

SERVER CABINETS WITH AIRFLOW MANAGEMENT PACKAGE

- Best in class air tightness
- Keep flexibility in adjusting vertical mounting rails without compromising on air tightness.
- Upgrade the energy efficiency by retrofitting an airflow package
- Sealing cabinet-to-cabinet is optional
- Sealing cabinet-to-floor and cabinet-to-aisle containment is optional



SERVER CABINETS WITH PDU CABLE TRAY

- Stepless adjustability in depth direction
- Multifunctional cable tray to organise your cabling
 - using tie-wraps and/or Velcro
 - 1U plastic cable ring, toolless mount
- Equipped with keyhole slots to be able to quickly install PDUs on the tray without the use of tools.



SERVER CABINETS WITH SIDE PANEL

- Side panels are used when stand-alone is preferred or when the cabinet is placed at the end of the row
- Earthing connection is established when locking the panels
- Horizontally divided panels for easy handling

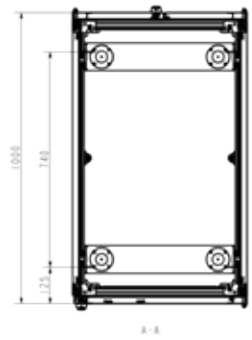


NEXPAND

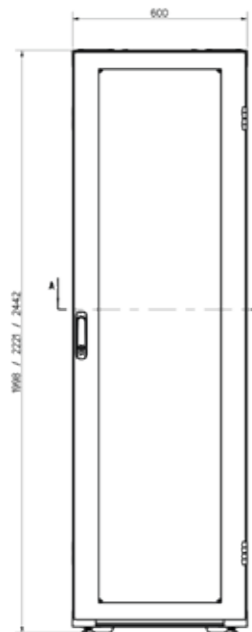
SERVER CABINET WITH CASTORS 600 X 1000 MM

This type of cabinet is also available with side panels and airflow management package.

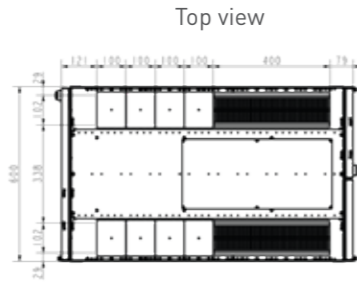
Position vertical mounting rail



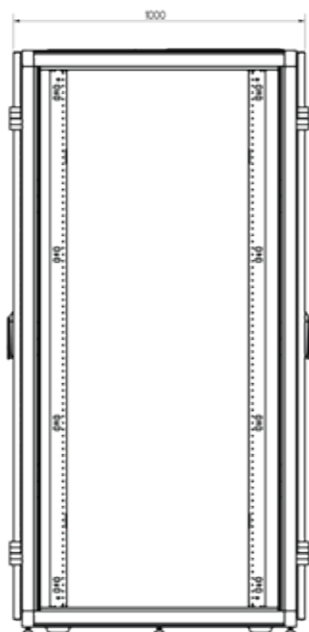
A-A



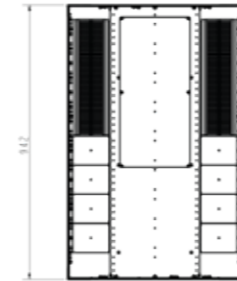
Total height




Top view



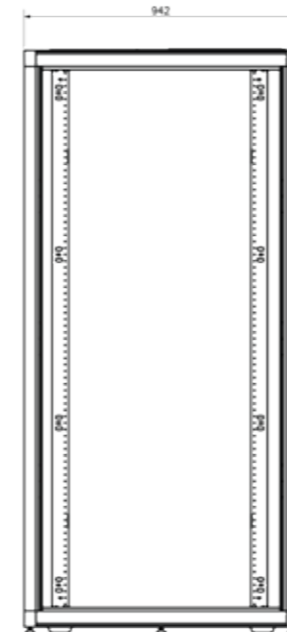
Side view with door



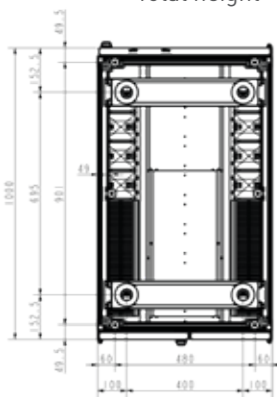
Top view



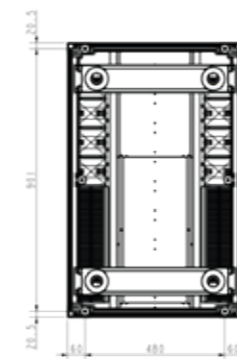
Front view



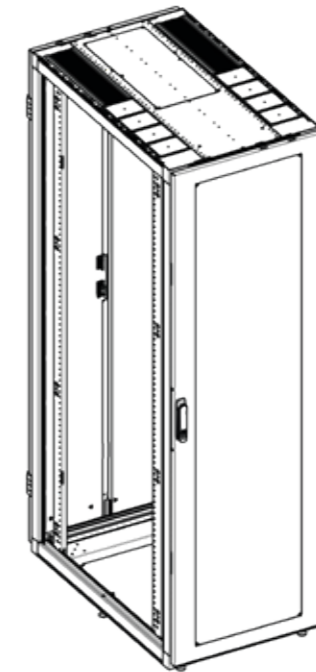
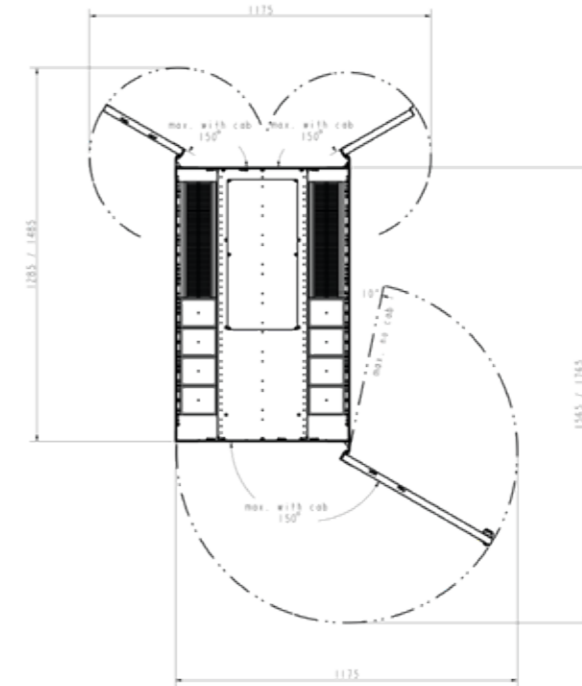
Side view without door



Bottom view



Bottom view

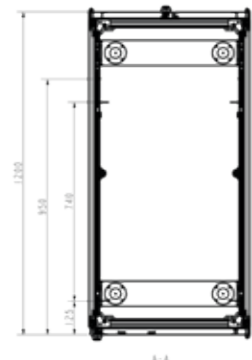


NEXPAND

SERVER CABINET WITH CASTORS AND PDU CABLE TRAY
600 X 1200 MM

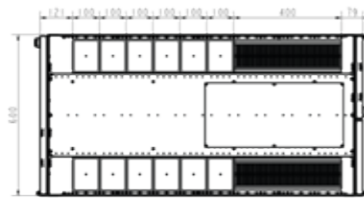
This type of cabinet is also available with side panels and airflow management package.

Position vertical mounting rail




A-A

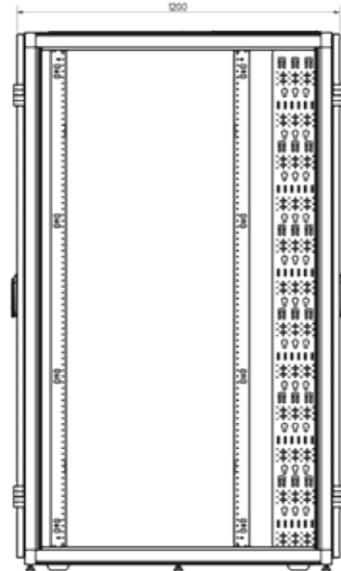
Top view




Top view




Total height



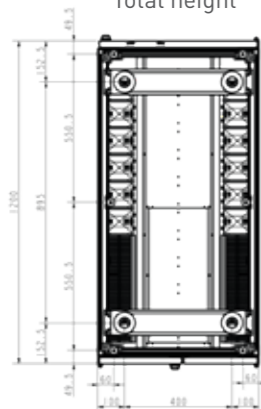
Side view with door



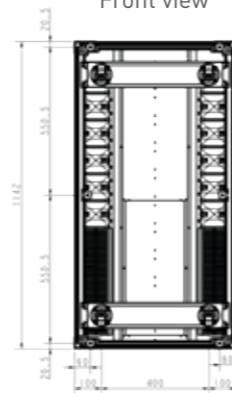
Front view



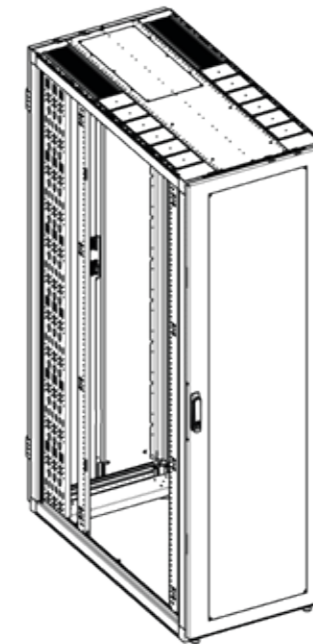
Side view without door



Bottom view



Bottom view

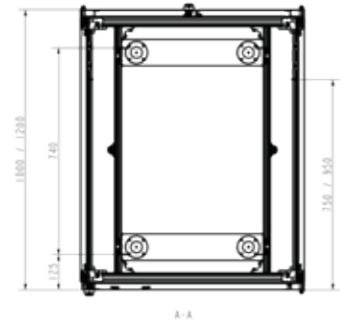


NEXPAND


SERVER CABINET WITH CASTORS AND PDU CABLE TRAY
800 X 1000/1200 MM

This type of cabinet is also available with side panels and airflow management package.

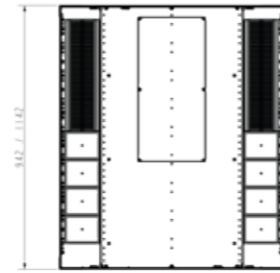
Position vertical mounting rail



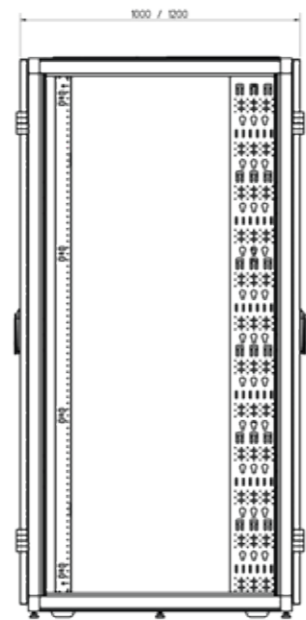
Top view




Top view




Total height



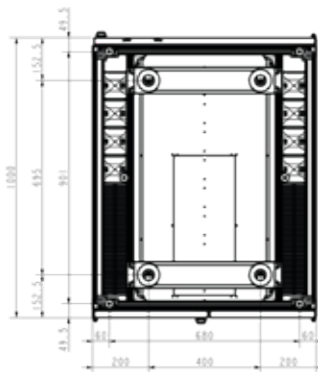
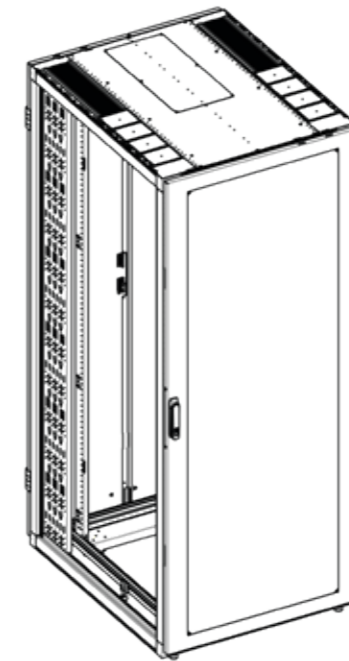
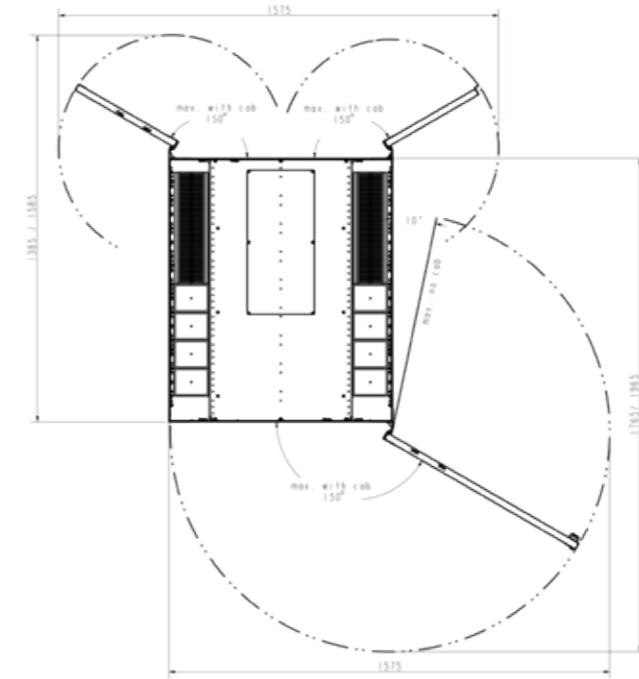
Side view with door



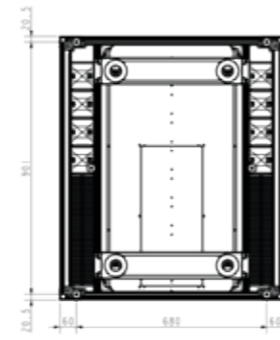
Front view



Side view without door



Bottom view



Bottom view

NEXPAND

Server cabinet 600 x 1000 mm

- Light duty castors



80% perforated single front door
80% perforated double rear door

Height	Width (mm)	Depth (mm)	Black (RAL 9005)	White (RAL 9003)
42 U	600	1000	B1109-061042-000182	B1104-061042-000182
47 U	600	1000	B1109-061047-000186	B1104-061047-000186
52 U	600	1000	B1109-061052-000190	B1104-061052-000190

Server cabinet 800 x 1000 mm

- Light duty castors
- PDU cable tray



80% perforated single front door
80% perforated double rear door

Height	Width (mm)	Depth (mm)	Black (RAL 9005)	White (RAL 9003)
42 U	800	1000	B1109-081042-000184	B1104-081042-000184
47 U	800	1000	B1109-081047-000188	B1104-081047-000188
52 U	800	1000	B1109-081052-000192	B1104-081052-000192

Server cabinet 600 x 1200 mm

- Light duty castors
- PDU cable tray

80% perforated single front door
80% perforated double rear door

Height	Width (mm)	Depth (mm)	Black (RAL 9005)	White (RAL 9003)
42 U	600	1200	B1109-061242-000183	B1104-061242-000183
47 U	600	1200	B1109-061247-000187	B1104-061247-000187
52 U	600	1200	B1109-061252-000191	B1104-061252-000191

Server cabinet 800 x 1200 mm

- Light duty castors
- PDU cable tray

80% perforated single front door
80% perforated double rear door

Height	Width (mm)	Depth (mm)	Black (RAL 9005)	White (RAL 9003)
42 U	800	1200	B1109-081242-000185	B1104-081242-000185
47 U	800	1200	B1109-081247-000189	B1104-081247-000189
52 U	800	1200	B1109-081252-000193	B1104-081252-000193

NEXPAND

Server cabinet 600 x 1000 mm

- Light duty castors
- Side panels
- Airflow management package



80% perforated single front door
80% perforated double rear door

Height	Width (mm)	Depth (mm)	Black (RAL 9005)	White (RAL 9003)
42 U	600	1000	B1109-061042-000245	B1104-061042-000245
47 U	600	1000	B1109-061047-000249	B1104-061047-000249
52 U	600	1000	B1109-061052-000253	B1104-061052-000253

Server cabinet 800 x 1000 mm

- Light duty castors
- PDU cable tray
- Side panels
- Airflow management package



80% perforated single front door
80% perforated double rear door

Height	Width (mm)	Depth (mm)	Black (RAL 9005)	White (RAL 9003)
42 U	800	1000	B1109-081042-000247	B1104-081042-000247
47 U	800	1000	B1109-081047-000251	B1104-081047-000251
52 U	800	1000	B1109-081052-000255	B1104-081052-000255

Server cabinet 600 x 1200 mm

- Light duty castors
- PDU cable tray
- Side panels
- Airflow management package

80% perforated single front door
80% perforated double rear door

Height	Width (mm)	Depth (mm)	Black (RAL 9005)	White (RAL 9003)
42 U	600	1200	B1109-061242-000246	B1104-061242-000246
47 U	600	1200	B1109-061247-000250	B1104-061247-000250
52 U	600	1200	B1109-061252-000254	B1104-061252-000254

Server cabinet 800 x 1200 mm

- Light duty castors
- PDU cable tray
- Side panels
- Airflow management package

80% perforated single front door
80% perforated double rear door

Height	Width (mm)	Depth (mm)	Black (RAL 9005)	White (RAL 9003)
42 U	800	1200	B1109-081242-000248	B1104-081242-000248
47 U	800	1200	B1109-081247-000252	B1104-081247-000252
52 U	800	1200	B1109-081252-000256	B1104-081252-000256

On www.minkels.com/technical-datasheets you will find the technical data sheets containing extensive technical information about the different Nexpan cabinets. If you do not find the information you are looking for in these datasheets, do not hesitate to contact us. We will be happy to help you! You can find the contact details on the back side of this technical datasheet.



FOLLOW US ON

-  minkels.com
-  youtube.com/c/minkelshq
-  twitter.com/minkels_hq
-  facebook.com/minkels
-  linkedin.com/company/minkels



MINKELS HEADQUARTERS & INTERNATIONAL

Eisenhowerweg 12
P.O. Box 28
5460 AA Veghel
t. +31 (0)413 311 100
info@minkels.com