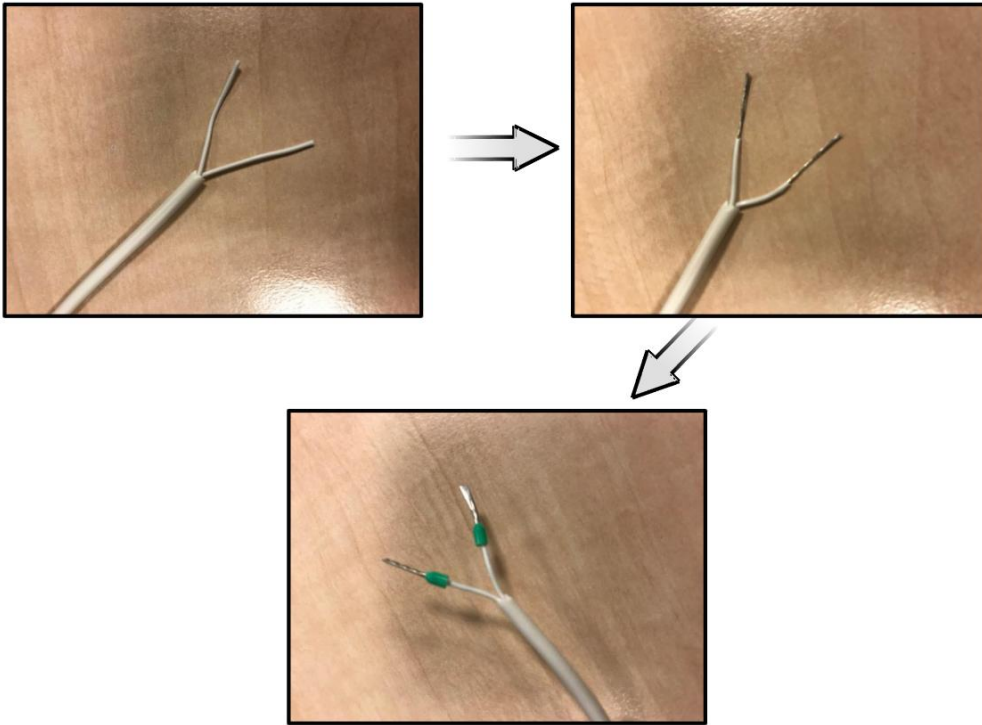


MLR 5000 - MLR 1000

1.1



N-000066-2/001023-0

1.2

Connect the contacts from the front door on 1 and 2
Connect the contacts from the rear door on 3 and 4

OPTIONAL
single door
single door




N-000066-2/001023-0

1.3

Connect the contacts from the front door on 1 and 2
Connect the contacts from the rear door on 3 and 4

OPTIONAL
single door
double door




N-000066-2/001023-0

1.4

Connect the contacts from the front door on 1 and 2
Connect the contacts from the rear door on 3 and 4

OPTIONAL
double door
single door




N-000066-2/001023-0

1.5

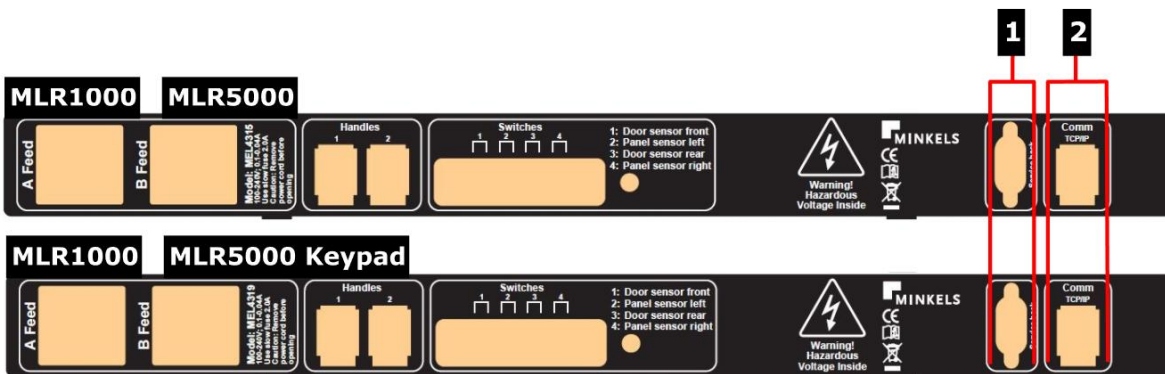
Connect the contacts from the front door on 1 and 2
Connect the contacts from the rear door on 3 and 4

OPTIONAL
double door
double door



N-000066-2/001023-0

2.1

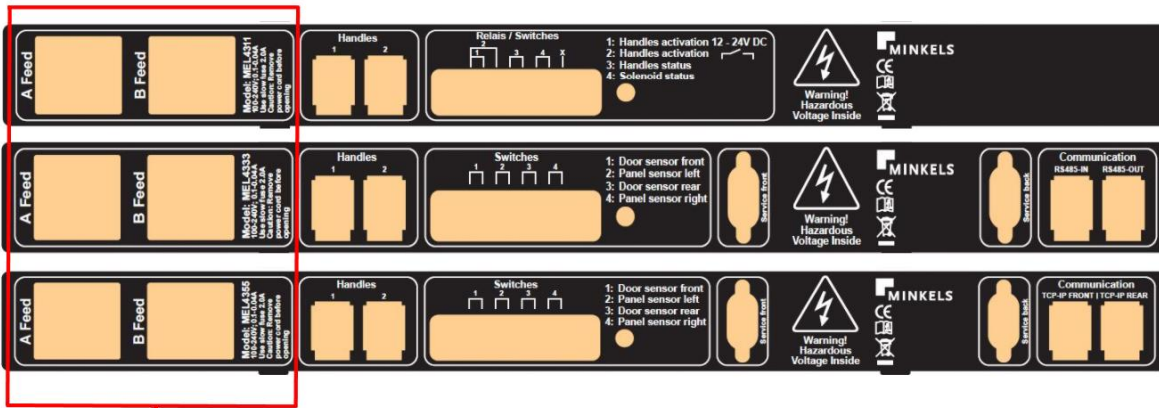


1 Serial port
Used by manufacturer only

2 TCP-IP - RJ45
Used to configure handles through a laptop and management software.

N-000066-2/001033-0

3.1



2 power cables recommended

Use "Feed A" if only single power cable available

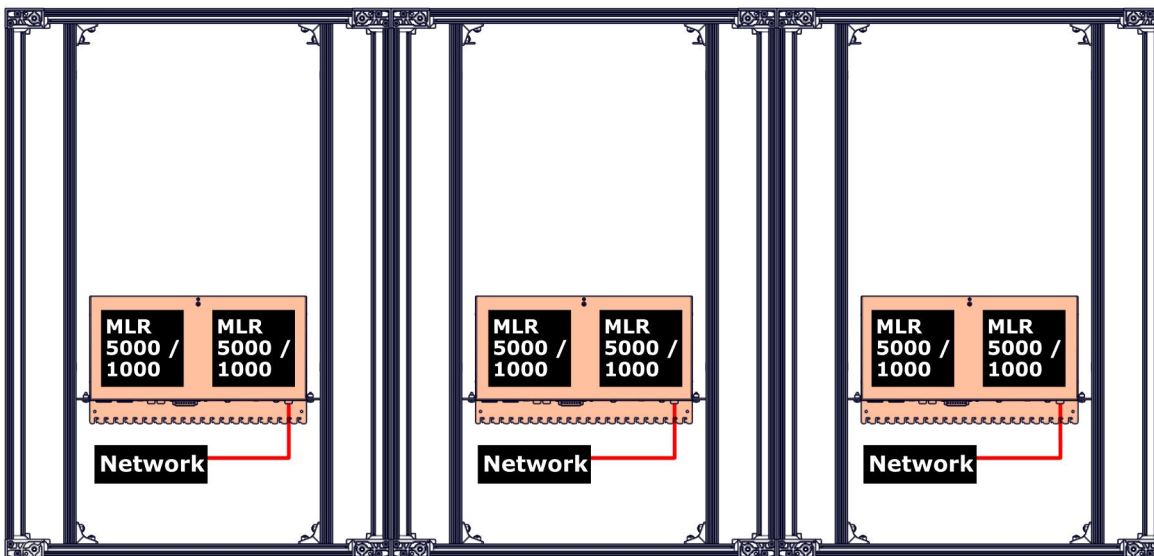
N-000066-2/001025-0

4.1

MLR5000 - MLR1000

MLR5000 Keypad - MLR1000

no limit on cab quantity →



N-000066-2/001034-2



A brand of  **legrand**

Minkels Nederland

Eisenhowerweg 12

Postbus 28

5460 AA Veghel

Nederland

email: info@minkels.com

tel: +31 (0)413 311 100